


LINEAR FIXED

METROLINE

LOW-VOLTAGE RAIL SYSTEM

As part of the Metroline Low-Voltage Rail System, these linear lensed downlight modules provide soft ambient illumination of work surfaces or general lighting in spaces and along pathways. Ideal for office, retail and other environments where reliable ambient lighting is required.



ORDERING INFORMATION

MODEL	CCT	FINISH	CRI	WATT	VOLT	DIMMING
ML-LBE-9175	27 2700K	W WHITE	90 90CRI	4.8 4.8 WATT	48 48 VOLT	N NON-DIMMING
	30 3000K	B BLACK				D 1-10V DIMMING (DOWN TO 5%)
	35 3500K					
	40 4000K					

EXAMPLE ORDERING CODE: ML-LBE-9175-27-W-90-4.8-48-N

LUMEN OUTPUT*

	ML-LBE-9175			
Wattage	4.8W			
CCT (90 CRI)	2700K	3000K	3500K	4000K
Lumen Package	257 lm	268 lm	273 lm	278 lm

*DELIVERED LUMEN VALUES SHOWN ARE BASED ON EXTRAPOLATED DATA FROM 3000K 90CRI PHOTOMETRIC TESTING.

THIS PRODUCT IS PART OF THE MODULAR METROLINE SYSTEM.
TO SPECIFY RAIL AND POWER SUPPLY OPTIONS FOR A COMPLETE SYSTEM, VISIT:

[HTTPS://COSINELTG.COM/METROLINE-SERIES/#RESOURCES](https://cosineltg.com/metroline-series/#resources)

FIXTURE SPECIFICATIONS

LED CHIPS

CREE LED
INPUT POWER: 4.8W
5% DIMMING RANGE
55 LM/W AVERAGE EFFICACY

CONSTRUCTION

ALUMINUM BODY; BLACK AND WHITE PAINTED
FINISH OPTIONS

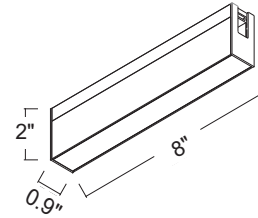

WARRANTY

5 YEAR WARRANTY

LISTINGS

IP20, DRY LOCATION ONLY
ETL, CE

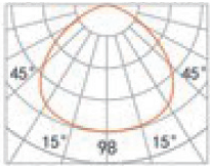
ML-LBE-9175



PHOTOMETRIC CURVES

ML-LBE-9175

*UNIT: CD



AT 3000K, 90CRI
3000K- 107° BEAM

THIS PRODUCT IS PART OF THE MODULAR METROLINE SYSTEM.
TO SPECIFY RAIL AND POWER SUPPLY OPTIONS FOR A COMPLETE SYSTEM, VISIT:

[HTTPS://COSINELTG.COM/METROLINE-SERIES/#RESOURCES](https://cosineltg.com/metroline-series/#resources)