

CUBIST MULTI-CELL

Versatile ultra-low brightness cube cell downlight.



Project _____

Date _____

Type _____

ORDERING INFORMATION

MODEL	TRIM	CCT	FINISH	CRI	WATT	BEAM ANGLE	VOLT	DIMMING
CMC-2	(BLANK)- TRIMMED SF- SPACKLE FLANGE	27- 2700K 30- 3000K 35- 3500K	W- White B- Black	90- 90CRI	4-4.4W	15- 15 °	120- 120V 277- 277V UNV- UNV	D- 0-10V Dim
CMC-4					8-8.8W			
CMC-5					10-10W	15- 15 ° 30- 30 ° 40- 40 °		
CMC-10					20-20W			
CMC-15					28- 28W			
CMC-								

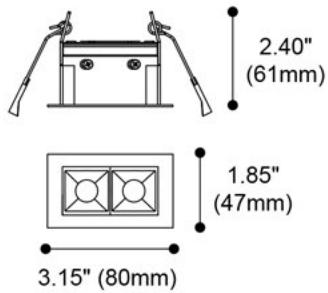
LUMEN OUTPUT & WATTAGE

	CMC-2	CMC-4	CMC-5			CMC-10			CMC-15		
Wattage	4.4 W	8.8 W	10 W			20 W			28 W		
Beam Angle	15°	15°	15°	30°	40°	15°	30°	40°	15°	30°	40°
Lumen Output	315 lm	519 lm	625 lm	679 lm	668 lm	1340 lm	1370 lm	1321 lm	1917 lm	1969 lm	1862 lm

FIXTURE DIMENSIONS

CMC-2

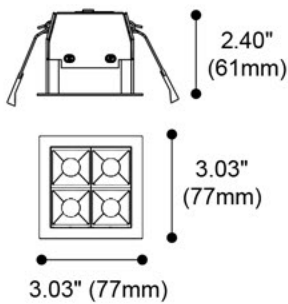
TRIMMED



CEILING CUTOUT

CMC-4

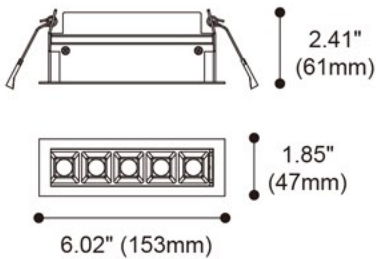
TRIMMED



CEILING CUTOUT

CMC-5

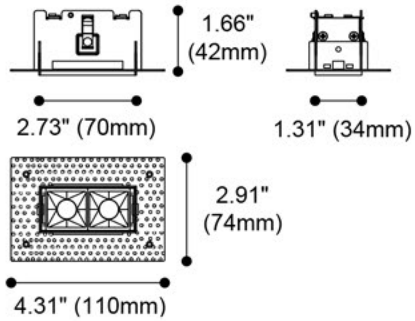
TRIMMED



CEILING CUTOUT

CMC-2-SF

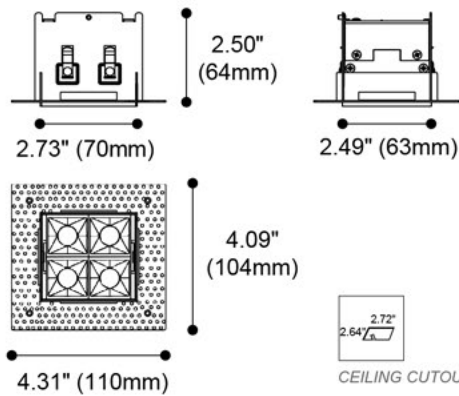
SPACKLE FLANGE



CEILING CUTOUT

CMC-4-SF

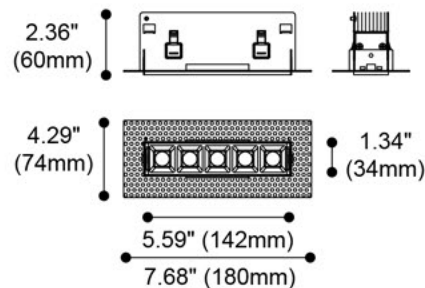
SPACKLE FLANGE



CEILING CUTOUT

CMC-5-SF

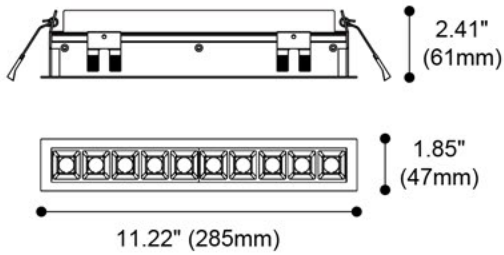
SPACKLE FLANGE



CEILING CUTOUT

CMC-10

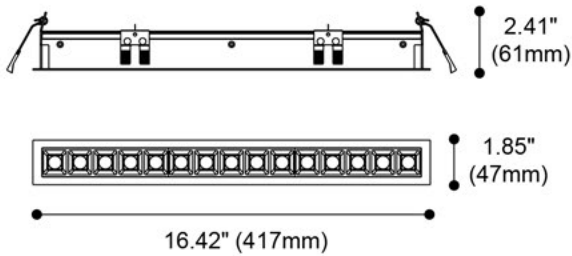
TRIMMED



CEILING CUTOUT

CMC-15

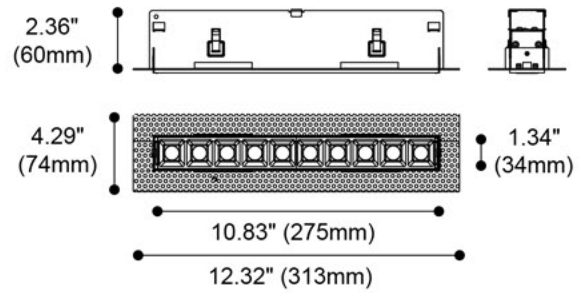
TRIMMED



CEILING CUTOUT

CMC-10-SF

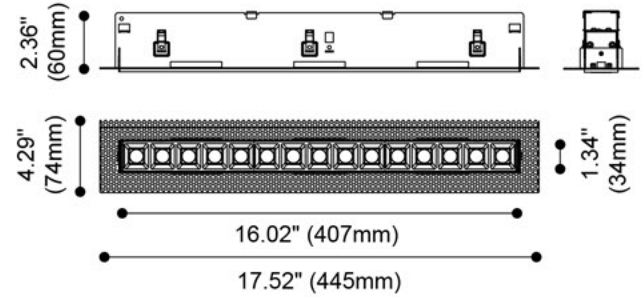
SPACKLE FLANGE



CEILING CUTOUT

CMC-15-SF

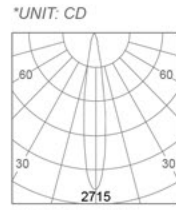
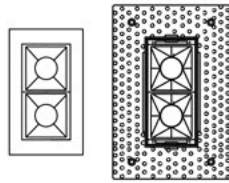
SPACKLE FLANGE



CEILING CUTOUT

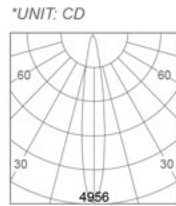
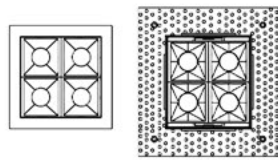
Photometric Curves

CMC-2





AT 3000K, 90CRI
3000K- 15° BEAM

CMC-4




AT 3000K, 90CRI
3000K- 15° BEAM


CMC-5



AT 3000K, 90CRI
3000K- 15° BEAM




3000K- 30° BEAM

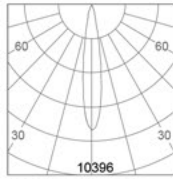


3000K- 40° BEAM

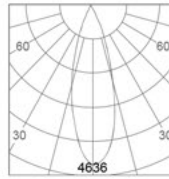
CMC-10



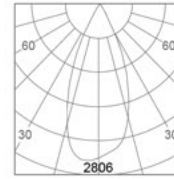
*UNIT: CD



AT 3000K, 90CRI
3000K- 15° BEAM




3000K- 30° BEAM

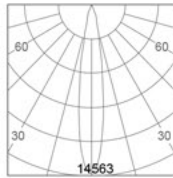


3000K- 40° BEAM

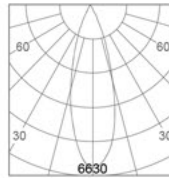
CMC-15



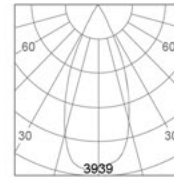
*UNIT: CD



AT 3000K, 90CRI
3000K- 15° BEAM



3000K- 30° BEAM



3000K- 40° BEAM

FIXTURE SPECIFICATION

LED CHIPS

Cree LED

HOUSING

Aluminum body

WARRANTY

5 year warranty.

IP RATED

IP20 rated, dry location only.

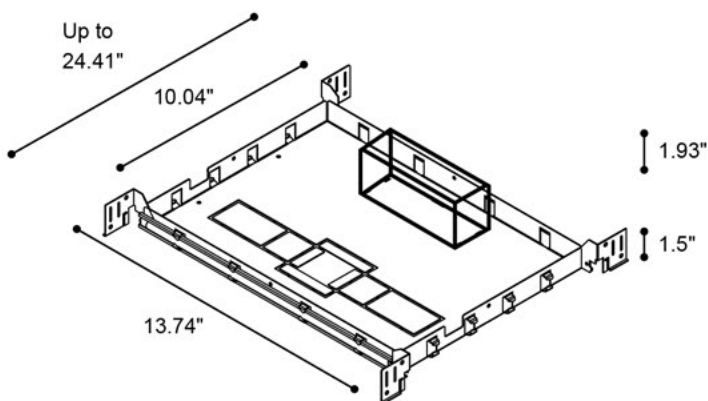
LISTING

ETL listing, CE listing

FIXTURE HOUSING

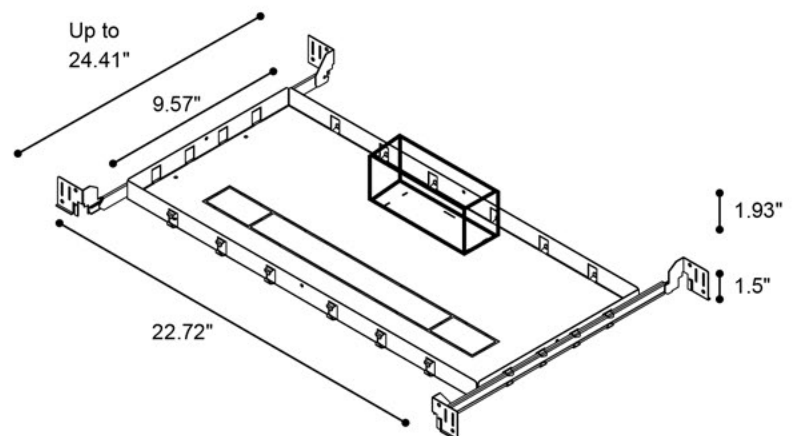
CUB-ACCG-25

FOR 2/4/5/10-CELL



CUB-ACCH-1

FOR 15-CELL



DRIVER BOX

CUB-ACCG-22A

