

# MODULUS DOWNLIGHT SYSTEM

Modular recessed adjustable downlight in 3 aperture sizes and magnetic interchangeable trims



Project \_\_\_\_\_

Date \_\_\_\_\_

Type \_\_\_\_\_

## ORDERING INFORMATION

MODEL	TRIM	FINISH	CCT	CRI	WATT	BEAM ANGLE	VOLT	DIMMING
MODS1	R- Round S- Square	<b>TRIM</b> W- White B- Black G- Gold S- Silver  <b>BEVEL</b> W- White B- Black G- Gold S- Silver	27- 2700K 30- 3000K 35- 3500K	90- 90CRI	5- 5W	24- 24° 36- 36°	120- 120V 277- 277V UNV- UNV	N- Non dim T- TRIAC D- 0-10V Dim DA- DALI
MODS2					7- 7W			
MODS3					10- 10W			
MODS								

## LUMEN OUTPUT & WATTAGE(BASED ON 3000K)

	MODS1		MODS2		MODS3	
<b>Wattage</b>	5 W		7 W		10 W	
<b>Beam Angle</b>	24°	36°	24°	36°	24°	36°
<b>Lumen Output</b>	267.9 lm	296.4lm	401.4 lm	501.4lm	690 lm	668.8lm

## FIXTURE SPECIFICATION

### LED CHIPS

Cree LED

### HOUSING

Die cast aluminum body

### MECHANICAL

Fixture have up to 30 degrees adjustability.

### WARRANTY

5 year warranty

### IP RATED


IP20 rated, dry location only

### LISTING

ETL listing, CE listing



Adjustable up to 30°



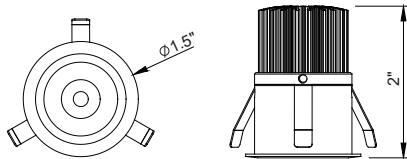
Optional magnetic trims



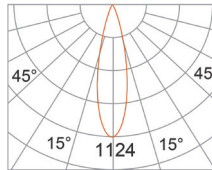
Modular construction for maximum flexibility

## FIXTURE DIMENSIONS

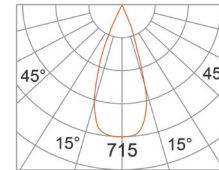
### MODS1



\*UNIT: CD

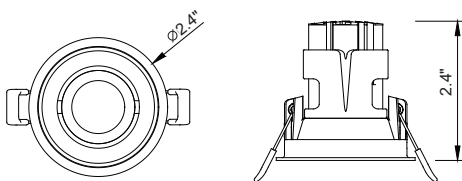


AT 3000K, 90CRI  
3000K- 24° BEAM

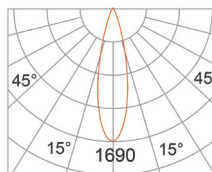


3000K- 36° BEAM

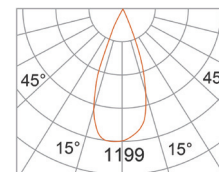
### MODS2



\*UNIT: CD

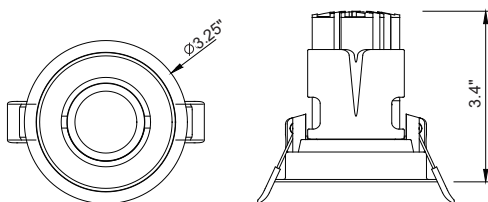


AT 3000K, 90CRI  
3000K- 24° BEAM

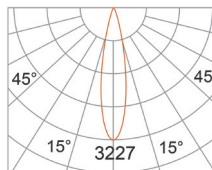


3000K- 36° BEAM

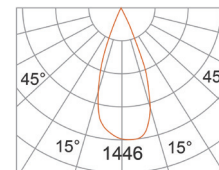
### MODS3



\*UNIT: CD



AT 3000K, 90CRI  
3000K- 24° BEAM



3000K- 36° BEAM