

# COMPOSITION SYSTEM

## CYLINDER

Classic cylinder shape track head with a wide variety of beam angles and shielding options.



Project \_\_\_\_\_

Date \_\_\_\_\_

Type \_\_\_\_\_



### ORDERING INFORMATION

| MODEL            | CCT                                 | FINISH               | CRI       | WATT     | BEAM ANGLE                    | VOLT       | DIMMING                    | ACCESSORY  |
|------------------|-------------------------------------|----------------------|-----------|----------|-------------------------------|------------|----------------------------|--|
| COCO-HTE-9310    | 27- 2700K<br>30- 3000K<br>35- 3500K | W- White<br>B- Black | 90- 90CRI | 08- 7.7W | 30- 30°<br>47- 47°            | 48-<br>48V | N- Non Dim<br>D- 1-10V Dim | 90S- 90° Snoot<br>45S- 45° Snoot<br>HL- Honeycomb Louver<br>LS- Linear Spread Lens<br>FL- Frosted Lens |
| COCO-HTE-9311    |                                     |                      |           | 13- 13W  | 20- 20°<br>33- 33°<br>46- 46° |            |                            |  |
| COCO-HTE-9321    |                                     |                      |           | 20- 20W  |                               |            |                            |  |
| COCO-HTE-9331    |                                     |                      |           | 30- 30W  | 15- 15°<br>30- 30°<br>50- 50° |            |                            |  |
| <i>COCO-HTE-</i> |                                     |                      |           |          |                               |            |                            |  |

### LUMEN OUTPUT & WATTAGE (BASE ON 3000K)

|                        | COCO-HTE-9310 |       | COCO-HTE-9311 |        |        | COCO-HTE-9321 |        |        | COCO-HTE-9331 |       |        |
|------------------------|---------------|-------|---------------|--------|--------|---------------|--------|--------|---------------|-------|--------|
| <b>Wattage</b>         | 7.7 W         |       | 13 W          |        |        | 20 W          |        |        | 30 W          |       |        |
| <b>Beam Angle</b>      | 30°           | 47°   | 20°           | 33°    | 46°    | 20°           | 33°    | 46°    | 15°           | 30°   | 50°    |
| <b>Delivered Lumen</b> | 515lm         | 529lm | 1121lm        | 1223lm | 1209lm | 1505lm        | 1623lm | 1589lm | 2519lm        | 2545m | 2516lm |

### LUMEN MULTIPLIER

|               | COCO-HTE-9310 |       |       | COCO-HTE-9311 |       |       | COCO-HTE-9321 |       |       | COCO-HTE-9331 |       |       |
|---------------|---------------|-------|-------|---------------|-------|-------|---------------|-------|-------|---------------|-------|-------|
| <b>CCT</b>    | 2700k         | 3000k | 3500k | 2700k         | 3000k | 3500k | 2700k         | 3000k | 3500k | 2700k         | 3000k | 3500k |
| <b>Factor</b> | 0.95          | 1     | 1.01  | 0.94          | 1     | 1.01  | 0.94          | 1     | 1.01  | 0.95          | 1     | 1.012 |

## ACCESSORIES

\*Compatible with 9311/9321 only



**90 degree snoot**  
COCO-HTE-93XX-90S



**45 degree snoot**  
COCO-HTE-93XX-45S



**Honeycomb louver**  
COCO-HTE-93XX-HL



**Linear spread lens**  
COCO-HTE-93XX-LS



**Frosted lens**  
COCO-HTE-93XX-FL

## FIXTURE SPECIFICATION

### LED CHIPS

CREE CXB1512 LED

### HOUSING

Aluminum body

### MECHANICAL

Fixture have 360 degree rotation and 90 degree tilt angle.

### WARRANTY

5 year warranty.

### IP RATED

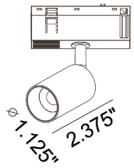
IP20 rated, dry location only.

### LISTING

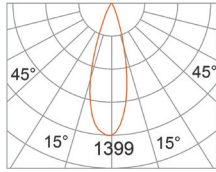
ETL listing, CE listing

## PHOTOMETRIC CURVES

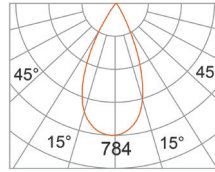
### COCO-HTE-9310



\*UNIT: CD

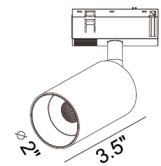


AT 3000K, 90CRI  
3000K- 30° BEAM

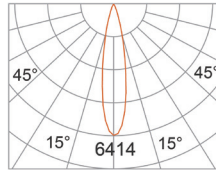


3000K- 47° BEAM

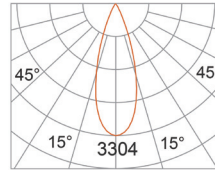
### COCO-HTE-9311



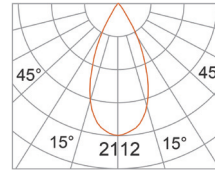
\*UNIT: CD



AT 3000K, 90CRI  
3000K- 20° BEAM

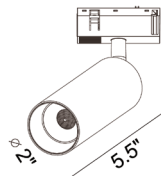


3000K- 33° BEAM

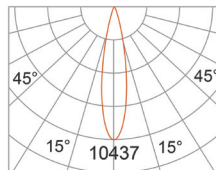


3000K- 46° BEAM

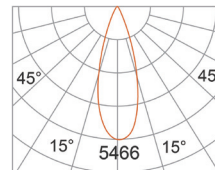
### COCO-HTE-9321



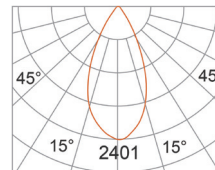
\*UNIT: CD



AT 3000K, 90CRI  
3000K- 20° BEAM



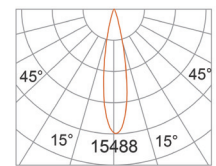
3000K- 33° BEAM



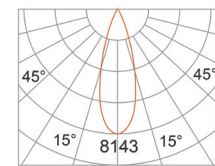
3000K- 46° BEAM

### COCO-HTE-9331

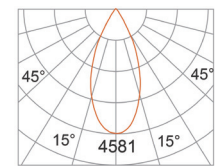
\*UNIT: CD



AT 3000K, 90CRI  
3000K- 15° BEAM



3000K- 30° BEAM



3000K- 50° BEAM