

COMPOSITION SYSTEM

CUBIST INSERT

Multi-cell optics low glare downlight, available in 3 beam distributions.



Project _____

Date _____

Type _____

ORDERING INFORMATION

MODEL	CCT	FINISH	CRI	WATT	BEAM ANGLE	VOLT	DIMMING
COCO-LBE-9483	27- 2700K 30- 3000K 35- 3500K	W- White B- Black	90- 90CRI	9- 9.6W	9- 9 ° 13- 13 ° 25- 25 °	42- 42V	N- Non Dim D- 1-10V Dim
COCO-LBE-9483							

LUMEN OUTPUT & WATTAGE (BASE ON 3000K)

COCO-LBE-9483			
Wattage	9.6 W		
Beam Angle	9 Degree	13 Degree	25 Degree
Delivered Lumen	805 lm	880 lm	942 lm

LUMEN MULTIPLIER

COCO-LBE-9483									
Beam Angle	9 Degree			13 Degree			25 Degree		
CCT	2700k	3000k	3500k	2700k	3000k	3500k	2700k	3000k	3500k
Factor	0.893	1	1.018	0.894	1	1.019	0.895	1	1.018

FIXTURE SPECIFICATION

LED CHIPS

Cree LED

HOUSING

Aluminum body

WARRANTY

5 year warranty.

IP RATED

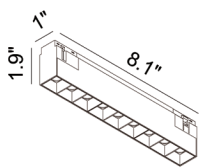
IP20 rated, dry location only.

LISTING

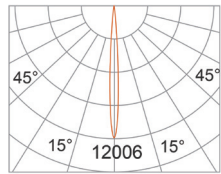
ETL listing, CE listing

Photometric Curves

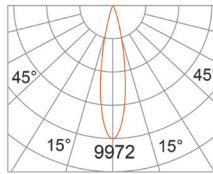
COCO-LBE-9483



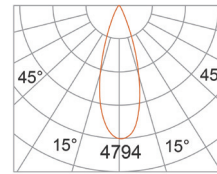
*UNIT: CD



AT 3000K, 90CRI
3000K- 9° BEAM



3000K- 13° BEAM



3000K- 25° BEAM